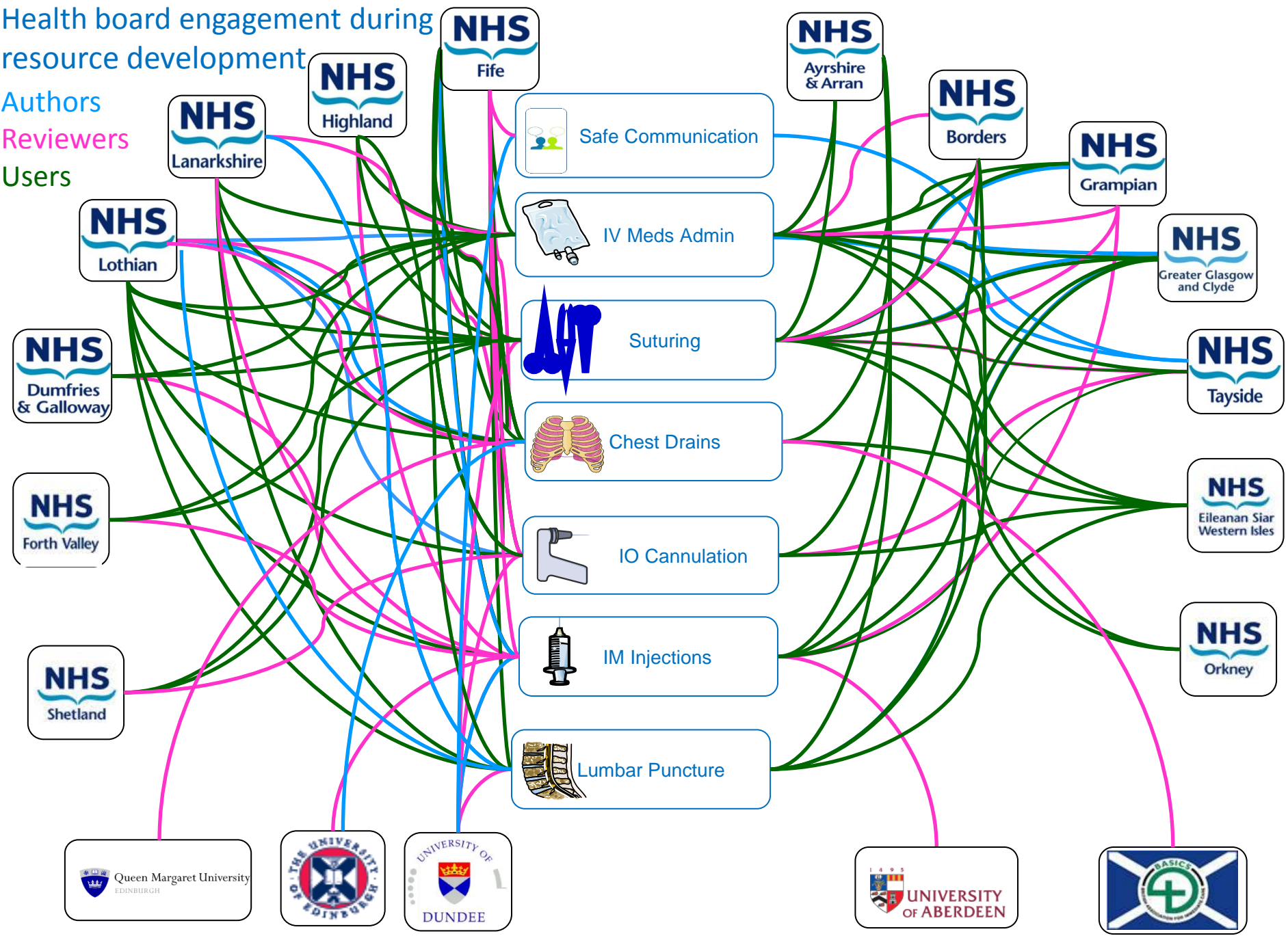


Health board engagement during resource development

Authors

Reviewers

Users



Resources

[Home](#) / [Resources](#) / [Online Resources](#) / Lumbar Puncture

Resources

[About](#)

[Online Resources](#)

- » [Professionalism And Professional Accountability](#)
- » [Safe Communication In Health Care Practice](#)
- » [Intravenous Medications Administration](#)
- » [Chest Drains](#)
- » [Intraosseous Cannulation](#)
- » [Suturing](#)

Lumbar Puncture

Aim: This clinical skills programme has been developed to enable practitioners to develop their knowledge and skills for lumbar puncture. Adopting a multi-professional approach to clinical skills training will promote standardised practice in the delivery of health care procedures, will encourage effective working relationships and will provide patients with access to multi-skilled, flexible health care practitioners

Learning Outcomes:

- An understanding of the indications for performing a lumbar puncture and its use in clinical practice.
- An understanding of risk assessment, patient safety concerns and contraindications of the procedure.
- An understanding of the potential complications of the procedure and the basic principles of their management.
- An understanding of the practicalities of performing lumbar puncture in a safe and structured fashion.
- An awareness of their own personal limitations and when to obtain help from a senior clinician.

Authors: James Tiernan, Russell Hewett, Calum McGregor, Graham Nimmo

Last review date: 2014

Reviewed by: Charles Leeson-Payne, Susan Nimmo

In partnership with: NHS Greater Glasgow and Clyde, NHS Lanarkshire, NHS Lothian

My Injection Sites (Module 2)

Introduction

There are five safe muscle sites for administering IM injections. Explore the body by rolling and clicking your cursor over the markers to identify them.

Testing Activity 1

Which of these sites do you routinely use in practice?

Which of these sites are you least familiar with? Why do you think this is?

Click on the red numbers to explore more.

Click on the red numbers to explore more.

www.bbc.com/health

What is a skeleton?

The skeleton is the framework of the body. It is made of bones and cartilage. The skeleton supports the body, protects the internal organs, and allows movement.

More than 100 people died in a fire in a care home in the north of England. The fire started in a kitchen and spread to the living area. The fire was caused by a gas boiler that had been left on for a long time.

Calculating Dose as Volume

Search

www.bbc.com/health

www.bbc.com/health

Furosemide

Furosemide				Time
				17:00:00 /
				12:00:00
Dose	Route	Start Date	End Date	100-100
200mg	IV	18.05.10		200-100
				Other Use
Signature of Doctor	A. B. C.			
Additional Comments	State of 4mg intrabulb			

www.bbc.com/health

Resource Development



Clinical Skills e-learning



CHEST DRAINS



INTRAMUSCULAR INJECTIONS



INTRA-OSSEOUS CANNULATION



INTRAVENOUS MEDICINES ADMINISTRATION



LUMBAR PUNCTURE



SAFE COMMUNICATION



SUTURING



THEORY



WORKSHOP



PRACTICE

Resource **Development**

SCOPE

- › Topics identified
- › Subjects experts identified

DEVELOP

- › Authors invited to participate
- › Pack content identified and written

QUALITY ASSURE

- › Draft pack *internally* reviewed
- › Draft pack *externally* reviewed

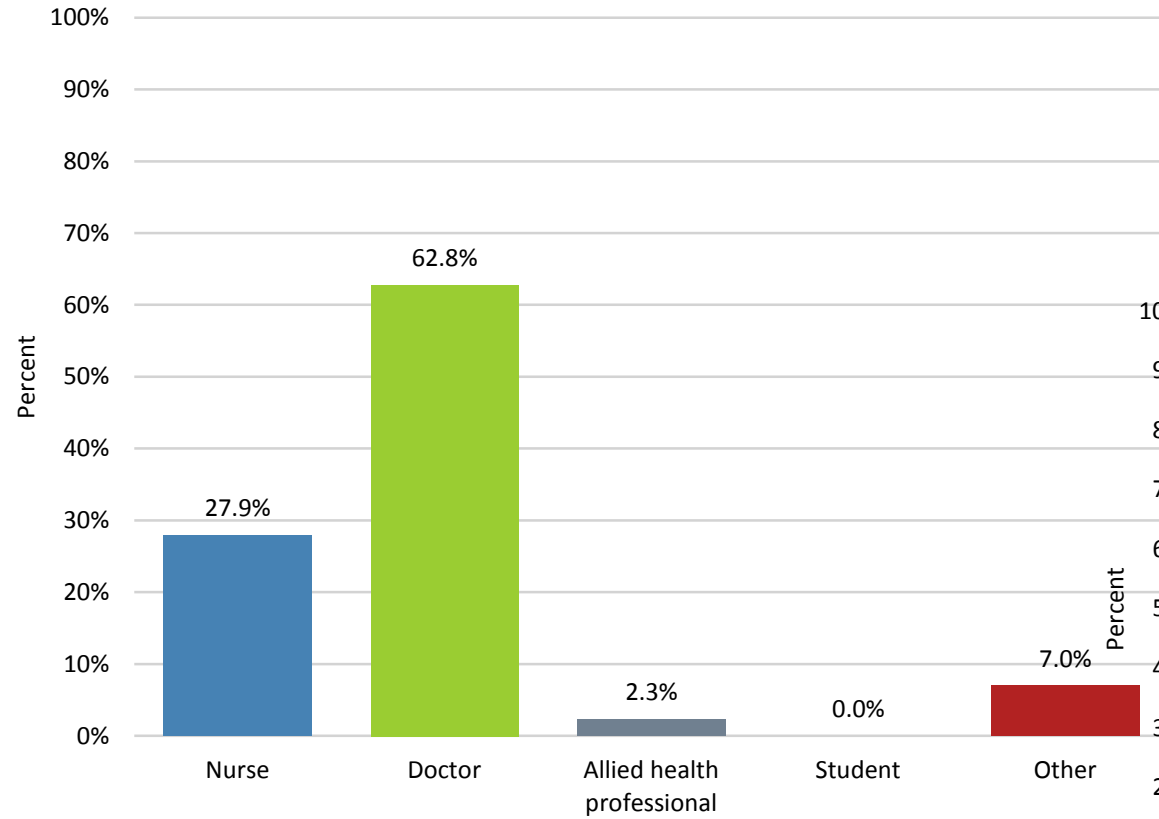
DISSEMINATE

- › Pack disseminated and adapted
- › Health boards implement

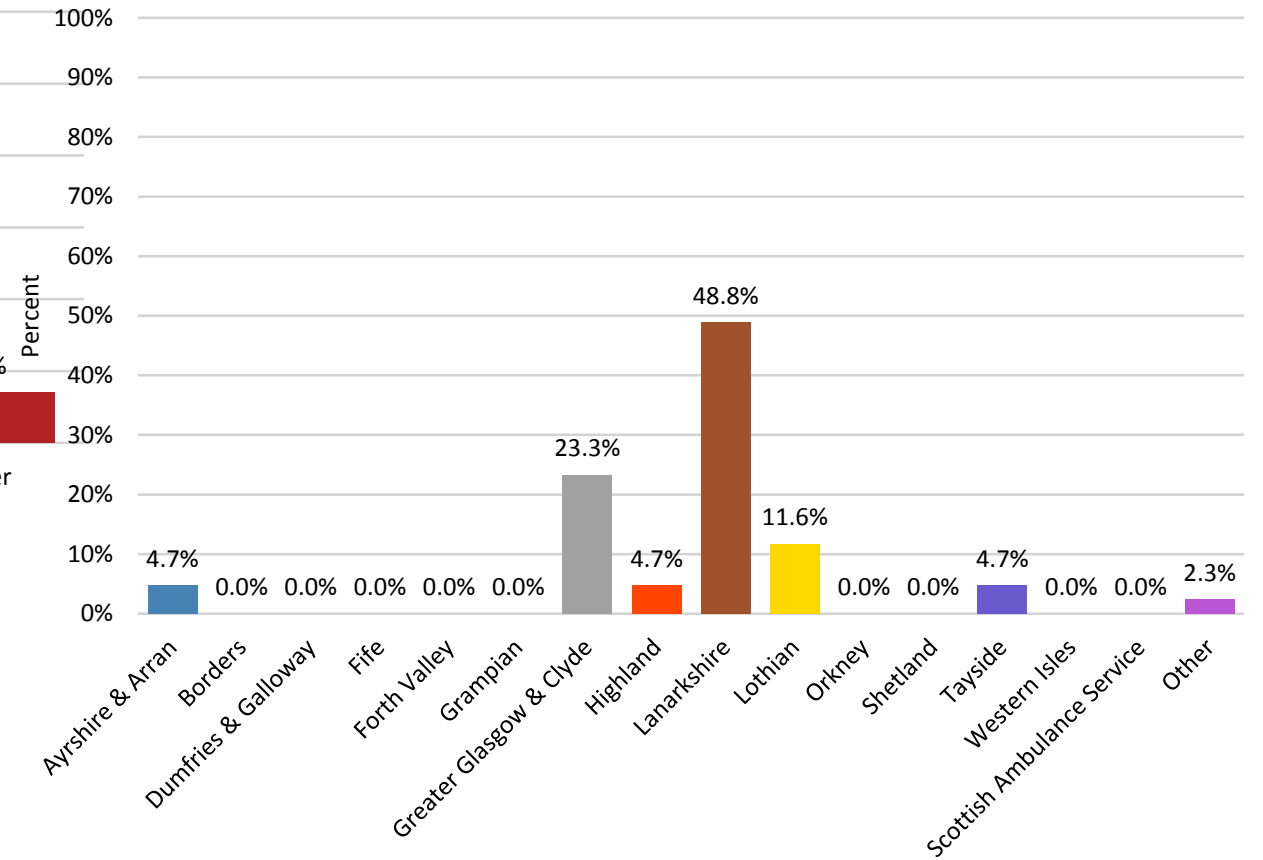
REVIEW

- › Pack reviewed as required
- › Health boards monitor

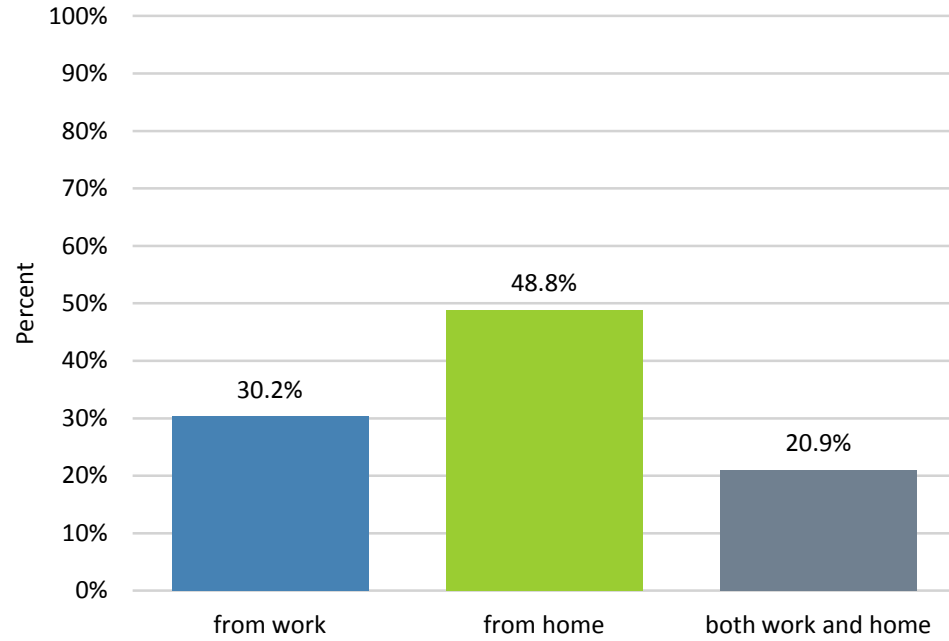
1. What is your profession?



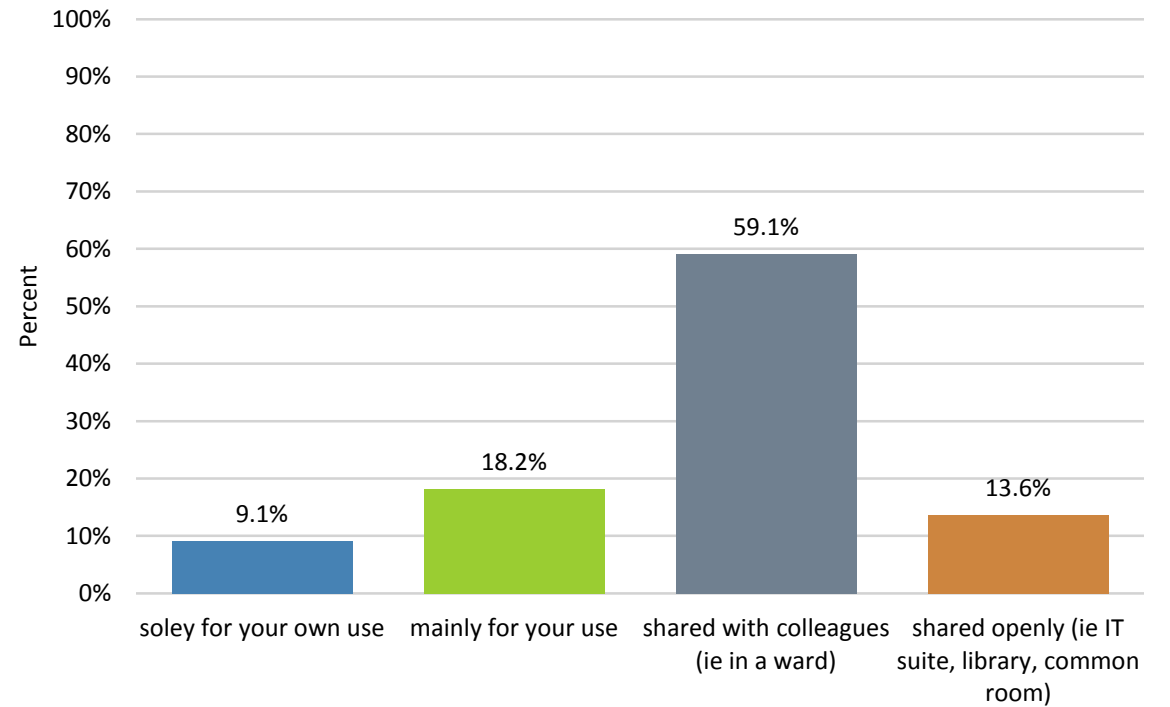
3. Which health board do you work in?



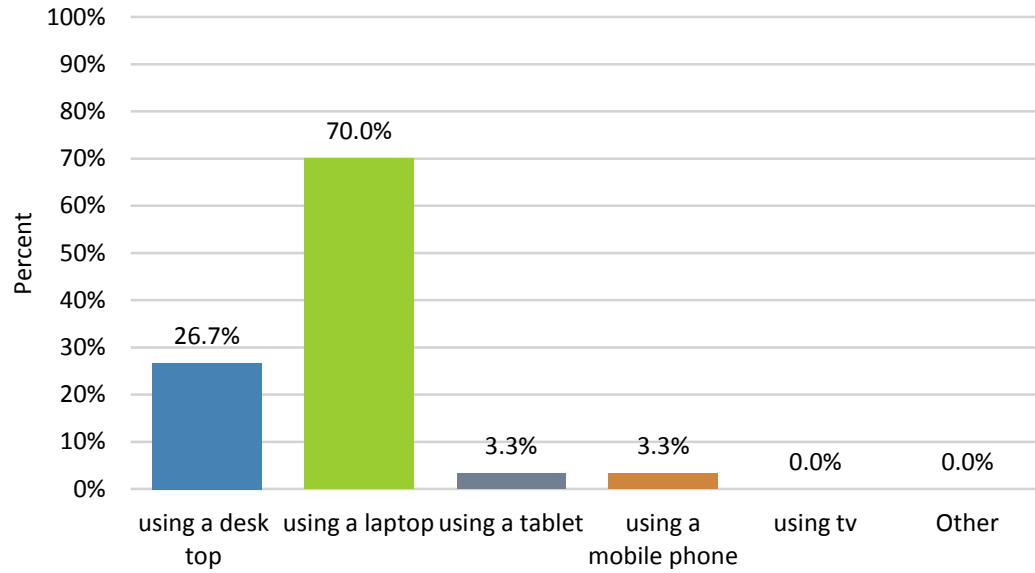
4. How was the clinical skills pack accessed (ie from home or work)?



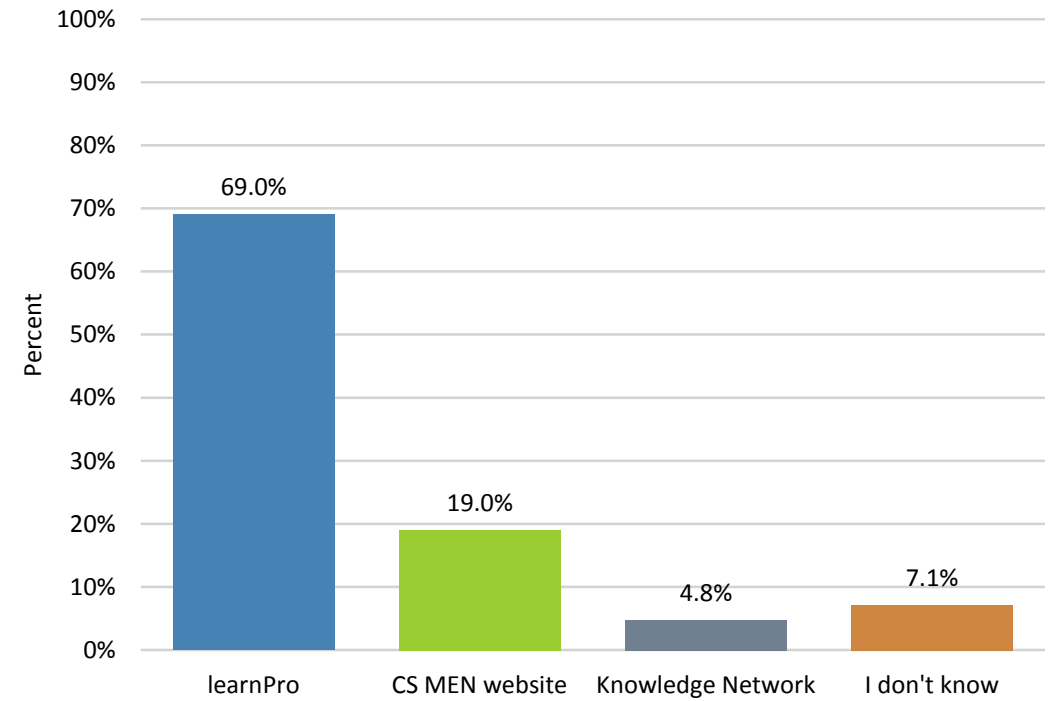
5. Is the computer at work



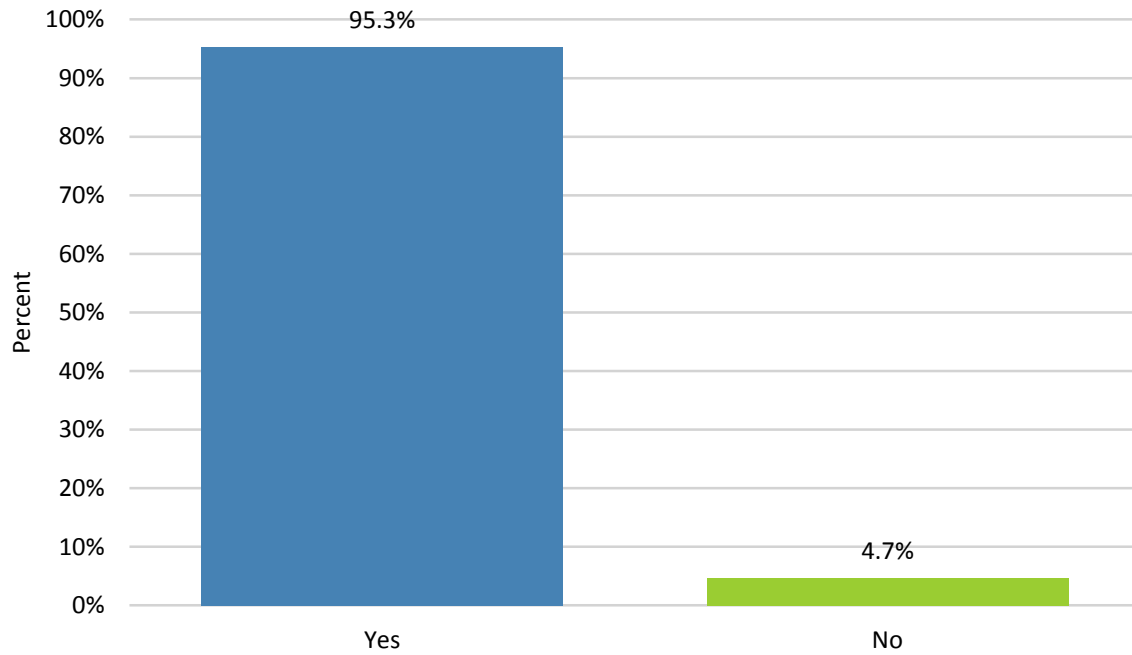
6. How did you access the internet?



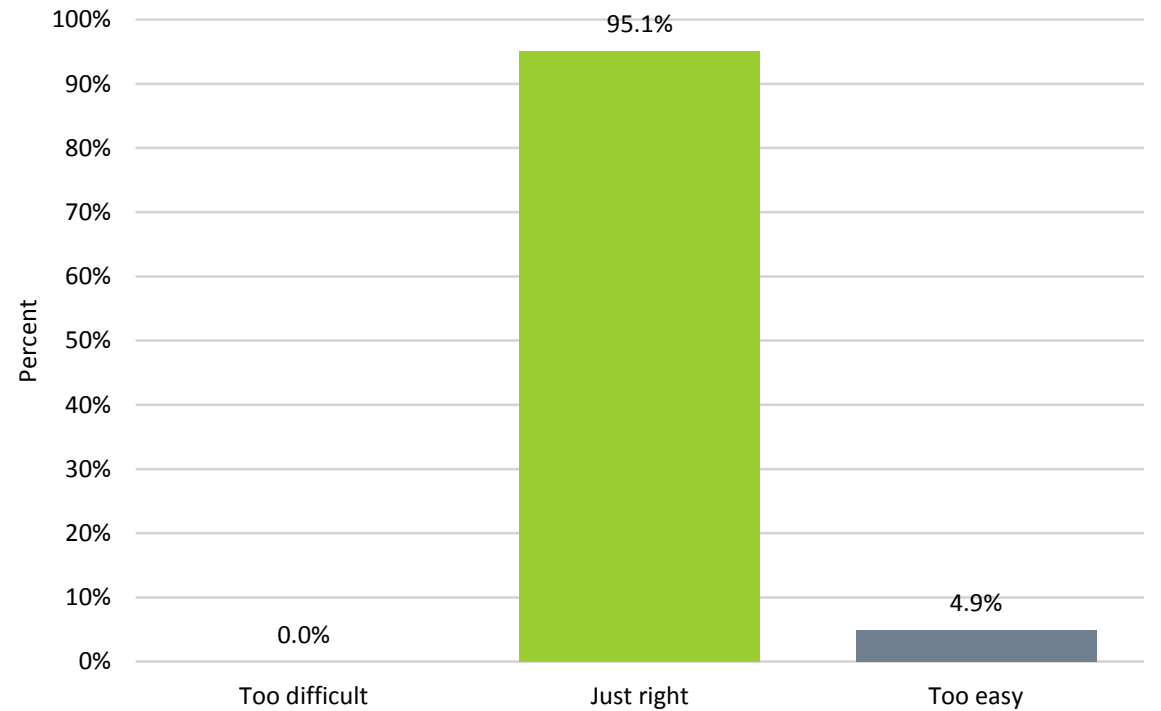
7. Which platform was used to access the resource?



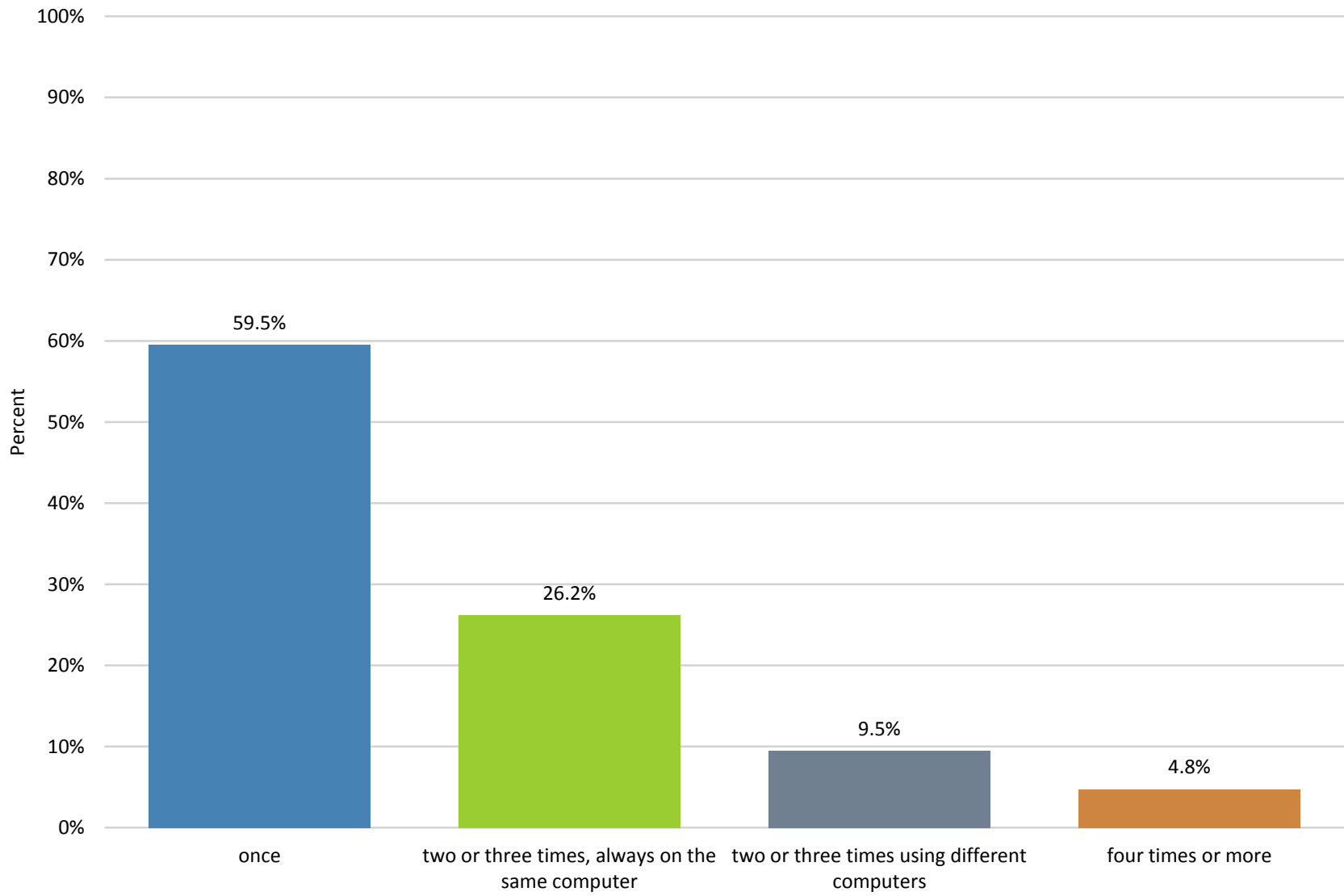
8. Did the resource load successfully?



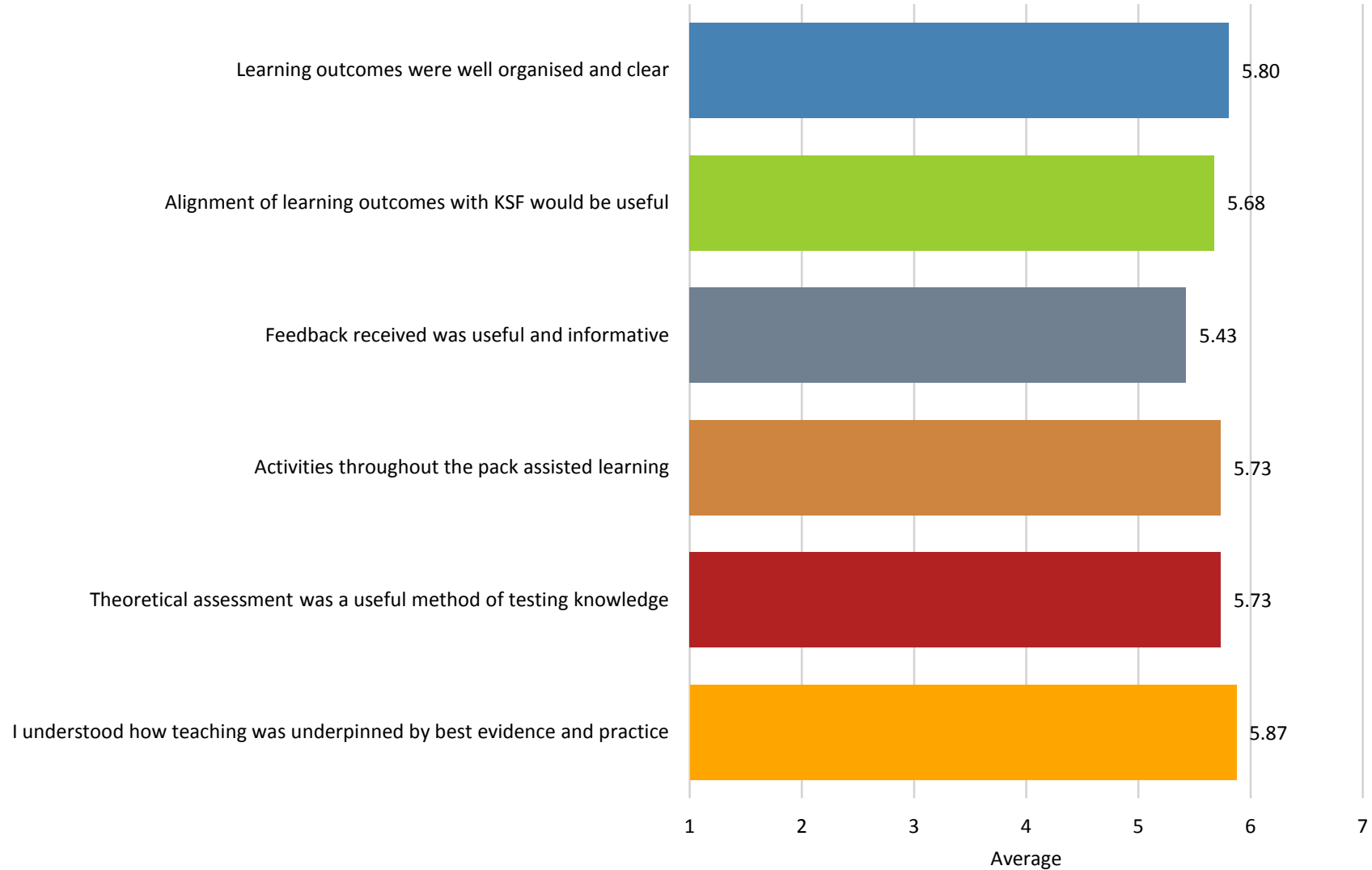
11. The level of theoretical content was:



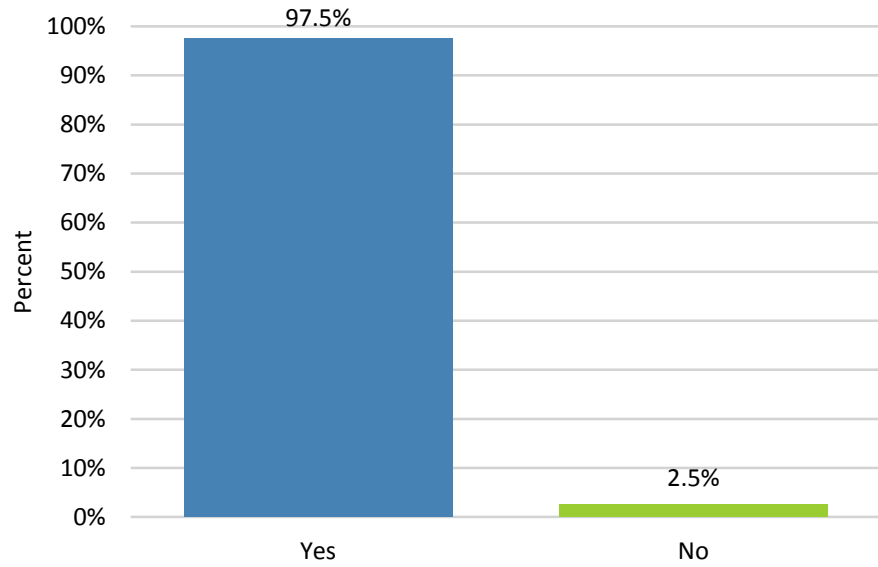
10. Did you access the resource:



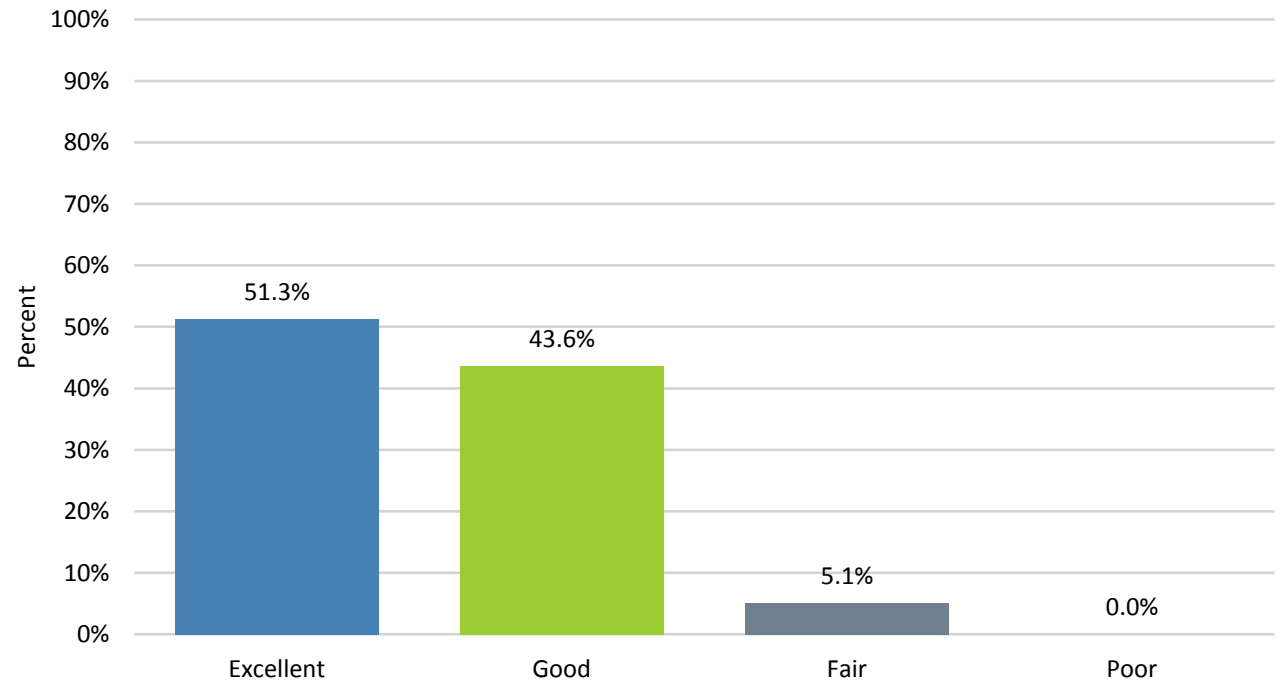
15. Please rate the following statements:



31. Would you recommend this resource to a colleague?



32. How would you rate this resource?



29. What was your motivation to undertake this training?

assist in lps in my ward regularly and wanted to keep up to date with skills as assistant

I am undertaking the clinical skills course and this is a requirement prior to the course.

mandatory training

Attending clinical skills session

To refresh my memory

This procedure is carried out within my working area therefore it was necessary for me to have a better understanding of why and how it is carried out.

its compulsory

clinical skills raining day

Opportunity to perform more LPs in new role as an FY2. Wanted to gain a step by step format to perform procedure. Wanted information on how to deal with potential complications of procedure.

For training course, improvement of skills

Clinical skills session.

good

Mandatory precourse reading for clinical skills

Clinical skills session next week

Working in haematology , understanding the theory of lumbar punctures.

To learn more

to learn about different experiences in nursing

would be carrying out lumbar punctures

Gain new skills

Gaining a clinical skill that would be useful for clinical practice.

started working in neurology ward

33. Please list three changes/improvements that you plan to make at your work place in relation to this resource:

needle selection

educate junior staff,

I feel better informed to carry out the procedure myself.

I will use atraumatic needles to reduce the risk for the patient

I feel more informed as to how to manage potential complications of the procedure

I will ensure the who aseptic procedure is maintained.

I will ensure I or other members of staff assist when this procedure is being carried out on the ward for learning purposes.

I will ensure my patients have been fully informed of what the procedure involves and give reassurance throughout.

i don't do lps

easier slide format

- Take more time to position patient and myself properly before starting.

- Better understanding of the indications for procedure, some of which I was unaware.

- Better knowledge of anatomy that will hopefully translate into more successful attempts.

?LP checklist easily and readily available in packs

Keeping a log book. Using a atraumatic needle. Procedural pause.

Powerpoint slides, MCQs, more videos

would be able to understand a bit more when a patient would be coming to undergo this procedure

1) more practice

2) better interpretation of results

3) better explanation to patients

I would seek out opportunities to practice skills

no changes really!

understand lab results, importance of correct technique and caring for patient post LP

excellent

Less pages, more condensed pages as each page is around 1-2 paragraphs only.

Resource Development



Clinical Skills e-learning



CHEST DRAINS



INTRAMUSCULAR INJECTIONS



INTRA-OSSEOUS CANNULATION



INTRAVENOUS MEDICINES ADMINISTRATION



LUMBAR PUNCTURE



SAFE COMMUNICATION



SUTURING



THEORY



WORKSHOP



PRACTICE